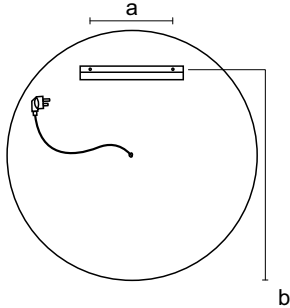


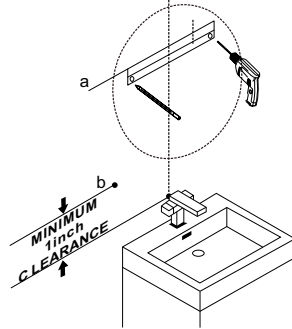
## ELECTRIC CONNECTIONS

**1**



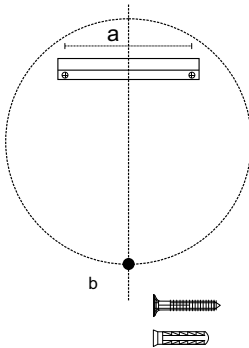
This part of PF frame can be use as hanger.

**2**



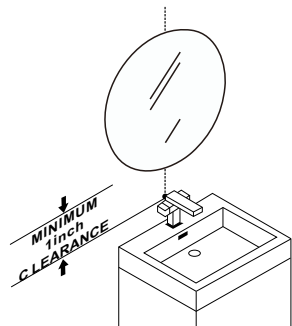
a. Mark pre installation hole position on wall for mounting bracket.  
b. Use drill to make hole in wall.

**3**



Screw mounting bracket to the wall.

**4**



Make sure the mirror hangers snap in securely to mounting bracket.

## TOOLS REQUIRED



DRILL



DRILL BITS



MEASURE TAPE



PENCIL