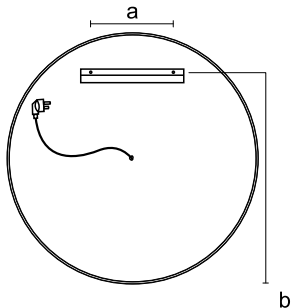




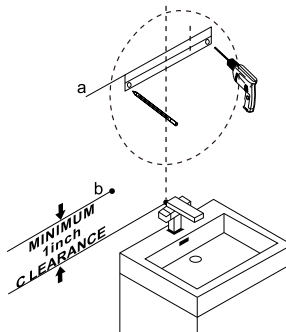
ELECTRIC CONNECTIONS

1



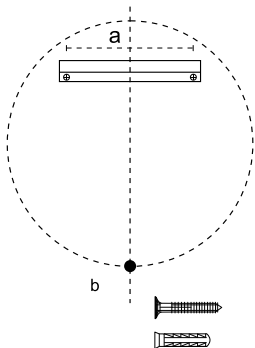
This part of PF frame can be use as hanger.

2



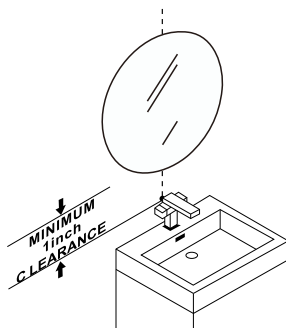
a. Mark pre installation hole position on wall for mounting bracket.
b. Use drill to make hole in wall.

3



Screw mounting bracket to the wall.

4



Make sure the mirror hangers snap in severely to mounting bracket.

TOOLS REQUIRED



DRILL



DRILL BITS



MEASURE TAPE



PENCIL